


# Embedded Function Cards



**IMD101**

**Features:**

- M.2 B-M to 2x 2.5GbE LAN
- 2x Intel® I226-IT Chipset
- 22mm x 80 mm



**IMD102**

**Features:**

- M.2 B-M to 2x RS232
- F81504U Chipset
- 22mm x 80 mm



**IMD103**

**Features:**

- M.2 B-M to 1x CAN bus
- F81601AN Chipset
- 22mm x 42 mm


## Riser Cards



**IP245**

**Features**


- 130mm x 60mm
- IT8893E chipset
- PCI-E (x1) interface to 2x PCI slot



**IP246**

**Features**


- 30mm x 60mm
- IT8893E & PEX8603 chipset
- 1x PCI-E (x1) to PCI + 1x PCI-E (x1)



**IP271**

**Features**


- 129.97mm x 51.25mm
- 1x PCI interface to PCI slot



**IP340**

**Features**


- 110mm x 62.5mm
- 2x PCI interface to PCI slot



**IP404**

**Features**


- 139.7mm x 75.74mm
- PCI-E (x16) interface to 2x PCI-E (x8)



**IP405**

**Features**


- 139.25mm x 62.78mm
- PCI-E (x16) interface to 2x PCI-E (x8)



**IP115**

**Features**

- 139.7mm x 51.38mm
- 1x PCI interface to PCI



**IP116-R**

**Features**

- 139.7mm x 55.34mm
- 1x PCI-E (x16) interface to PCI-E (x16) slot

- 1  
Single Board Computers
- 2  
CPU Modules
- 3  
Motherboards
- 4  
CPU Cards